

The Ghost Train Journal



Photo Credit: Turner Railroad Collection/Connecticut Historical Society



Rolf Johnson seen here watering his luscious new lawn... Not really... He's wetting down the sand between pits 1 and 2 in the roundhouse before compaction. See page 3 for Roundhouse Floor. (Bob Hassett Photo)



For those of you who haven't seen it, it appears that there truly is civic pride in our town. (Bob Hassett Photo)

Double Issue!!!

Connecticut Eastern Railroad Museum
PO Box 665
Willimantic, CT. 06226-0665

Mark Your Calendar:

- 08/20/2017 – Monthly Meeting – Windham Hospital – 7:00 PM
- 09/02/2017 – Railroad Day – Saturday
- 09/17/2017 – Monthly Meeting – Windham Hospital – 7:00 PM
- 10/15/2017 – Monthly Meeting – Windham Hospital – 7:00 PM


Vol. 24 No. 3 – May - July 2017

The next scheduled meeting of the Connecticut Eastern Chapter, National Railway Historical Society will be held at Windham Memorial Hospital on **Sunday, August 20, 2017 @ 7:00 PM**

Please note! If you have photos, short articles, or just want to make a comment – please forward them to:
James L. Key - Editor
@jameslkey@gmail.com

Amazon Smile

By Rich Czick

A while ago one of our members set-up a profile on Smile.Amazon.com for the railroad museum. If people use the smile.amazon.com as their shopping start page then 0.5% of their purchases (those marked Eligible for  donation, in the description) gets donated to the museum by Amazon at no cost to the purchaser.

Our profile is: “**Connecticut Eastern Chapt National Railway Historical Society**”

Please if you order from Amazon, set your Amazon start page to: <http://smile.amazon.com> or when visiting amazon go there instead of www.amazon.com.

Secretary's Corner

Connecticut Eastern Chapter NRHS Minutes for May 18, 2017 Meeting

Meeting opened at 7:08 by Mark Granville, President
Treasurer's Report: None
Correspondence: None
Items covered:

1. Essex Mail Crane: Bob Hassett will visit with Rob Bradway at Essex to plan picking it up.

Chapter Leadership

President- Mark Granville
mfgranville@charter.net
860-456-3956
Vice President- Duke York
860-423-1878
Treasurer- Jeff Laverty
jeffrr41@yahoo.com
860-429-7961
Asst.-Treas.- Vacant
Secretary- Jean Lambert
860-942-1071
National Director-Ray Axelrod
860-228-3197
GTJ Editor- James L. Key
860-208-4748
jameslkey@gmail.com
Endowment Committee-
Howard Raphaelson
Adrian Atkins
Cliff Lund

Museum Website -

www.cteastrrmuseum.org

Like Us on Face Book

2. Rutland Caboose:
 - a. We got an okay to use caboose for rides, keeping safety in mind.
 - b. The brakes need to be done.
3. Static Displays for Railroad Day and other events.
 - a. Ask P&W Railroad for a locomotive for display on their rails on RR Day.
 - b. Find a steam powered unit for display in museum.
 - c. Locate antique cars, trucks or machinery for display.
4. Advertising:
 - a. Send new information to Bob LaMay for museum Face Book page.
 - b. Make sure Pieter Roos receives up dated information for our web site.
 - c. Contact newspapers, TV and radio stations.
5. MU Car:
 - a. Luzella Roos and Diana Perkins have offered to paint the MU Car (Gift Shop). They

will be working under the guidance of Bob Hassett.

6. Fire Extinguishers:
 - a. Need to be checked and filled if needed. Dick Symon may be best person to contact
 - b. Signs on extinguishers should be clear and in sight.
7. 4052 Caboose:
 - a. Ready for the CVRHS Convention September 29th and 30th
 - b. Stove needs repairs. There are pieces missing.
 - c. Interior: desk and interior need repairs and paint.
 - d. Under side: Tool box and trucks.
 - e. Interior and exterior need sandblasting, primer and paint.
8. Membership letters will be prepared and mailed out with Matching Grant info included.
9. Yard Signs for Railroad Day:
 - a. We have 40 signs available to be put out. They are at the museum.

Meeting adjourned 8:13 PM Motion made by Jean Lambert Second by Duke York

Respectfully submitted,
M. Jean Lambert
Secretary

Working on the Railroad Research

Janet Atkins

Did a member of your family work in the railroad industry in the past? Are you the least bit curious about your heritage? Well, some people are and here is some information to assist you along the way.

The most recent issue of the Connecticut Genealogy News (www.csginc.org) included an article on an individual's search for her grandfather. With the advent of the internet we know that the study of genealogy has become easier but



still needs to be handled with wisdom and discernment. For any research in the state of Connecticut the best place to start is the locale of the individual if known and then the CT State Library in Hartford. Many local libraries have basic reference books on research skills, local family histories, and internet access to some of the leading sources available, especially searchable data bases.

In the case presented, the researcher sought the pension records through the national archives collection. You will be looking to access the U. S. Railroad Retirement Board records (1936-early 2000s).

While we know that the records for the New York, New Haven & Hartford are available at the UCONN Dodd Center it is important to remember that the subject matter is more historical in nature but can give you a feeling for how the railroad operated, etc. perhaps during your relative's employment time.

Works cited in the article are I numerous and detailed. In the spirit of accuracy, I would prefer not to present them in this article. However, I would be happy to send you a copy of the article if you will contact me at 860 423-5930.

My own experience in family history has shown me that the names, births and deaths are important but it is the fleshing out of the living conditions, community events, employment, etc. often tell us as much about the people and helps me to understand" their time". I would be happy to talk with anyone about their searches.

RAILROAD DAY

By Jean Lambert

Railroad Day will be held on Saturday, September 2, 2017.

The Railroad Day Committee has been working on this event that has been our May - July 2017

largest fund raiser at the museum. We are asking members for ideas to make this year a big success.

We will need members to be docents and floaters to help docents. There will be need for someone to do demonstrations of points of interest like the turntable, and others. The main gate, parking lot attendants, Ticket Booth, and Gift Shop. New ideas are very welcome. Please contact anyone on the Railroad Day Committee.

Committee members: Ray Axelrod, Jean Lambert, Pieter Roos, Mark Granville, Rich Cizik, or Jeff Laverty.

Please help us put the Railroad Day signs out for the public to see. You can pick them up at the museum. If you take signs, please return them to the museum. Flyers and posters should be ready very soon.

Thank you

Central Vermont Railway Historical Society Convention

By Jean Lambert

The Central Vermont Railway Historical Society will be holding their 27th Annual Convention **September 29 — October 1, 2017**. Annual meeting and banquet will be held at The First Congregational Church on Valley Street here in Willimantic.

CVRHS will be doing an Archeological tour of Willimantic yard, station site, and Bridge Street. The CVRHS will be visiting Connecticut Eastern Railroad Museum on Saturday, **September 30th at 1:00 PM**. There could be 40 to 50 visitors.

We are asking members to help us with the tour and history sharing. Items of special interest are the Alco S-4 Switcher 8081, CV Outside Braced boxcar #43022, CV Flatcar #4287 and CV Caboose #4052

The visit should be an enjoyable event.

ROUNDHOUSE CONCRETE FLOOR NEARING REALITY!

By Adrian Atkins

A smooth walking surface, less dust, and less clutter has been a long-time dream for everyone entering our roundhouse. Volunteers, as well as visitors, have been hoping for improvements.

The time has finally arrived. Electrical distribution conduits have been placed underground so we have power outlets on all columns and around the perimeter. This has reduced a mile less of extension cords to trip over. Compressed air piping from a central compressor station at the rear of the roundhouse has been completed so we now have air outlets in each of the six pits and at critical points along the perimeter of the building. Dean Johnson is now completing wiring for the security system. Buried conduit has been installed and now tiny wires are appearing everywhere. More colors than a rainbow has and when colored dots, dashes and pin stripes are added it really makes a colorful display. Unfortunately, when the system is complete you won't see all the color.

Now before the floor concrete can be poured you have to have a space to pour it in. **CLEAN THE ROUNDHOUSE.** What is in the roundhouse? A lot of rolling stock, prized donations, tools (some useable and others), various ladders and scaffold parts, and junk. It seems that everyone has a project. They work at it and some are completed and some are not, but a project is not completed until the work area is cleaned up. This means excess material stored in the appropriate place, tools and scaffolds returned to correct storage areas, blocking returned to the storage area and junk cleaned up. Scrap steel should go out back, usable lumber to the coach we are using as a lumber yard, and trash in the trash barrel. As a group, we have not been very



Photo Credit: Turner Railroad Collection/Connecticut Historical Society

good at cleaning up!

At this point in time, the west rear corner has been cleaned from the west wall to the west rail in Pit #2 and from column Line 2 back to the rear wall. It looks spacious and it is.

We have sprayed the pit timbers under the rails with inset spray and covered the timbers with plastic where concrete would contact the timbers. We are in the process of gluing expansion joint material to the rails and exterior wall foundation stones. To bring the floor grade up to the correct elevation requires a lot of sand fill. Windham Sand and Stone is donating and delivering this sand at no cost to us. We are starting to wheel this sand in. Ed Shekleton and Rolf Johnson wheeled in the first truckload bringing the area between Pit #1 & #2 up to grade. We now have 18 more cubic yards of sand to wheelbarrow thru the rear door. This sand will have to be wet down and then compacted.

Once this is done we can place reinforcing mesh for the 5" thick concrete floor and construct end forms. Once the forms are in place please don't step on them as they determine the level of the floor. Once the floor is poured we will saw cut some expansion joints and spray on a concrete hardener. Then all we have to do is place expansion joint filler and we will have the first section done! I keep telling myself the first is the worst. Gradually we will work our way diagonally across the roundhouse.

We have a large portion of the funds we need for this project but still need more. At present, we have a generous donor who is offering to match contributions for this floor work up to a certain limit. Now is a fantastic opportunity for you to contribute. This would be a 2 for 1 501(c)(3) tax free contribution. Donations can be mailed to:

CT Eastern Railroad Museum, P. O. Box 665, Willimantic, CT 06226.

Please indicate on checks that the donation is for the roundhouse floor project. Thank you.

Fund Raiser Challenge

By Bob Hassett

An anonymous member has put forth a \$5000.00 matching grant challenge.

The grant will match dollar for dollar up to \$5k.

The grant will be to support roundhouse enhancements (new floor) and the purchase of locomotive batteries.

If you have a preference please specify. If you have no preference the money will go to general operating expenses.

Make checks payable to Ct. Eastern Chapter., NRHS

Please note on the "for" or "memo" line that this for the grant and what your donation preference is.

Self-Guided Tour Brochure

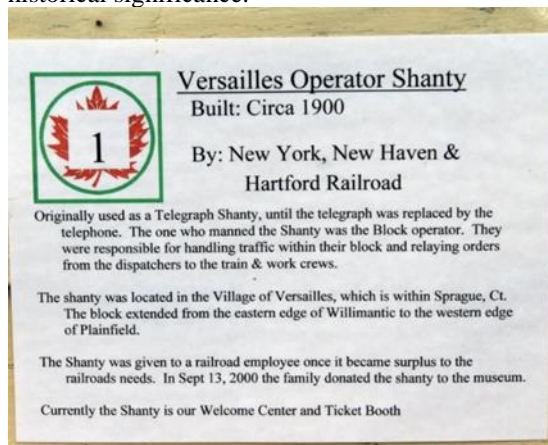
By Robert A. LaMay

A new brochure has appeared in the Ticket Booth. Each time a person visits the museum they are handed one of these.



A map of the museum grounds which highlights 12 historical locations.

At each of those 12 locations there is a sign which explains the historical significance.



Kudos to all involved in getting this project off the ground.



Central Vermont Center Cupola Caboose – Interior Progress

Photos and text by Robert A. LaMay

I made a visit to the museum after a long absence due to health issues. One of the first things I wanted to do was check in on the latest for the CV caboose number 4052.

Restoration of this caboose began in June of 2008. Here we are 9 years later and much of the exterior work has been completed except for deciding what paint color should be the final coat. Work on the interior is progressing with Master Carpenter – Duke York tending to the particulars. The floor has started to be installed – one plank at a time. I took a series of photos to show you what’s been going on.




Photo 1

Photo 1– Duke looking over an area to determine how much flooring will be needed to complete this area



Photo 2

Photo 2 – Duke York taking measurements to make sure all the boards fit.



Photo 3

Photo 3 – Duke York cutting the necessary pieces to do the job.

May - July 2017



The Last Roundhouse Door Nears Completion

Photos and text by Robert A. LaMay

While visiting the museum on 07/08/2017 I stayed around long enough to see the last roundhouse door being lifted into position to make sure it hung correctly. Here are some photos of the process.



Photo 1 – Shows the belts being applied so the door could be lifted into position.



Photo 3 – Shows the door being moved towards the door opening.



Photo 2 – Shows the door being lifted to an upright position.



Photo 4 – Shows door being lowered onto the door pins.



Photo 5 – The door is now free swinging!